

Passwords *Perfectos*

An illustrated collection of passwords for the Spanish classroom



Lori Langer de Ramírez, Ed.D.

www.miscositas.com | lori@miscositas.com



Passwords *perfectos*

An illustrated collection of passwords for the Spanish classroom

Illustrations by
Lori Langer de Ramírez

Illustrations copyright © Lori Langer de Ramírez
All rights reserved.

The author hereby grants the **PURCHASER** permission to make
black-and-white copies for **EDUCATIONAL PURPOSES ONLY**.

lori@miscositas.com
www.miscositas.com

A note about passwords:

Passwords are meant to enable students and teachers to communicate entirely in the target language in the Spanish classroom. By hanging these signs around your room where students can see them, you help them to ask for their basic needs, work productively in pairs and small groups, and ask questions for clarification without having to resort to English. When a student wants to communicate something in Spanish but can't remember how to say it, s/he can look around the room and find the needed phrase. The illustrations help to connect meaning to the words without the need for translation.

To use these password posters in the Spanish classroom, consider the following ideas:



Copy the passwords onto colored card stock and hang them around the room where students can view them (the front or side walls are usually best).



Make black-and-white copies and color in the images with markers, or encourage students to help you color them. You can laminate them or put them in a plastic sheet protector for greater durability.




Hang the passwords in grouped sections (e.g., "question words", "daily routines", "group work").



Make photocopies of the pages and cut off the text portion of each. In small groups, have students predict which passwords go with each picture. Ask a representative from each group to present their answers to the class. Have students explain why they matched each text with each picture.

One final note: You can read more about passwords in: *Languages and Children: Making the Match: Foreign Language Instruction for an Early Start Grades K-8* (Curtain & Pesola, 1994, Longman). I recommend this book for all language educators. It contains activities and teaching suggestions and is a truly valuable resource for the language professional.

Me llamo...




¿Cómo te llamas?



Por favor...




**Muchas
gracias.**



¡Sí!

/


¡No!



¿Puedo ir al baño?



**No me
siento bien.**



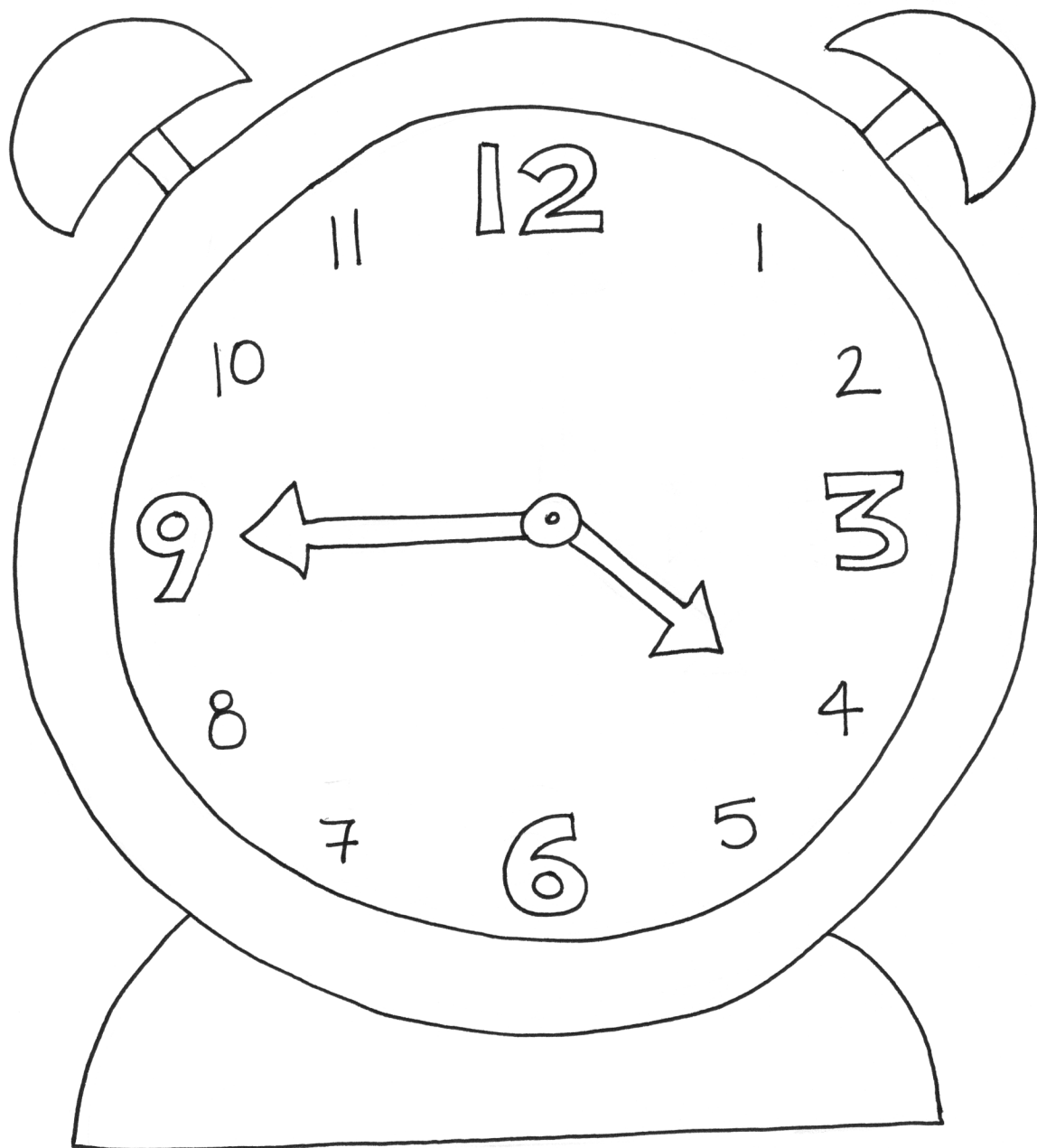
¿Puedo ir a la oficina de salud?



¿Puedo tomar agua?



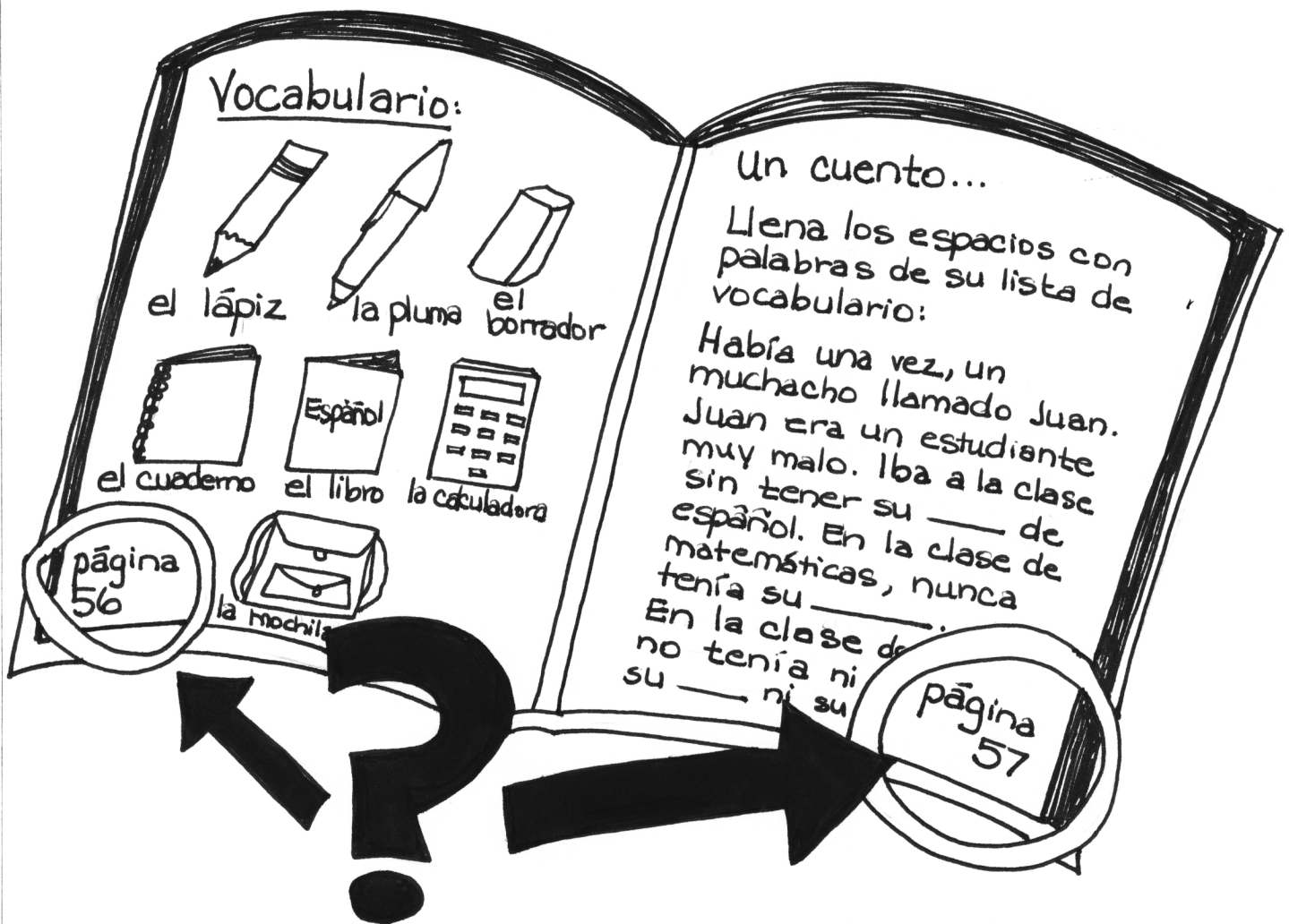
¿Qué
hora es?



¿Cuál es la fecha de hoy?

SEPTIEMBRE						
<i>lunes</i>	<i>martes</i>	<i>miércoles</i>	<i>jueves</i>	<i>viernes</i>	<i>sábado</i>	<i>domingo</i>
		1	2	3	4	5
6	7	8	9	10	11	
13	14	15	16	17	18	19
20	21	22	23	24	25	26
27	28	29	30			


¿En qué página estamos?



¿Lo puede repetir?




¿Puede hablar más despacio?



Necesito ayuda.




Tengo una
pregunta.



¿Cómo se dice...?



¿Cómo se escribe...?




¿Qué significa...?




**No
entiendo.**




¿Cuál es la tarea?




No tengo
la tarea.



No encuentro mi libro.



Necesito papel.




**Necesito
una pluma.**





Estuve ausente ayer.




Ven aquí.



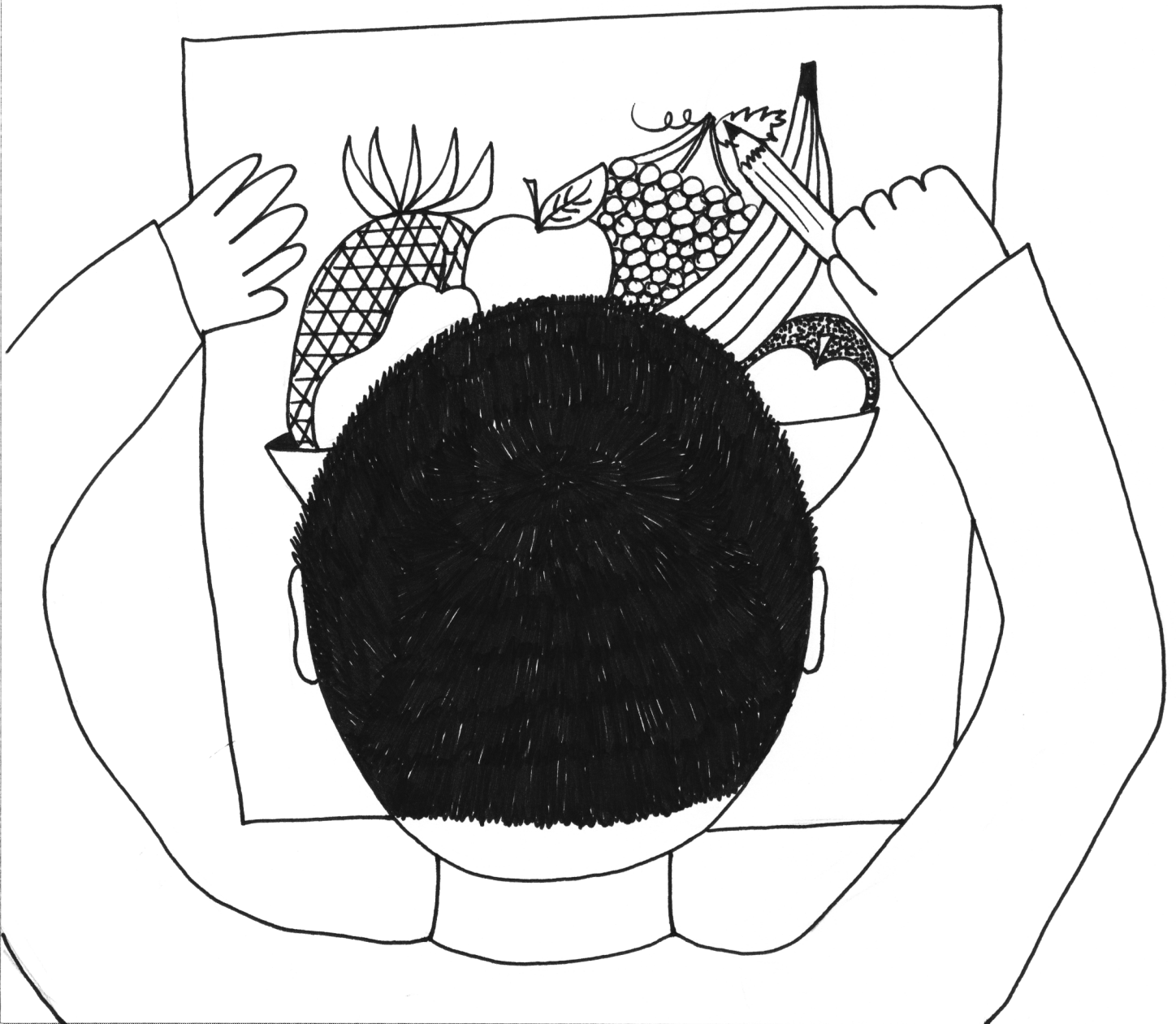

Mira.




Escucha.



Dibuja...




Toca...




Señala...




**Levanta
la mano.**




¿Qué es esto?



¿Qué es eso?




Yo quiero...




Yo tengo...




¿Quién
tiene...?





**¿Me puedes
prestar...?**




Dámelo.



Me gusta...




No me gusta...



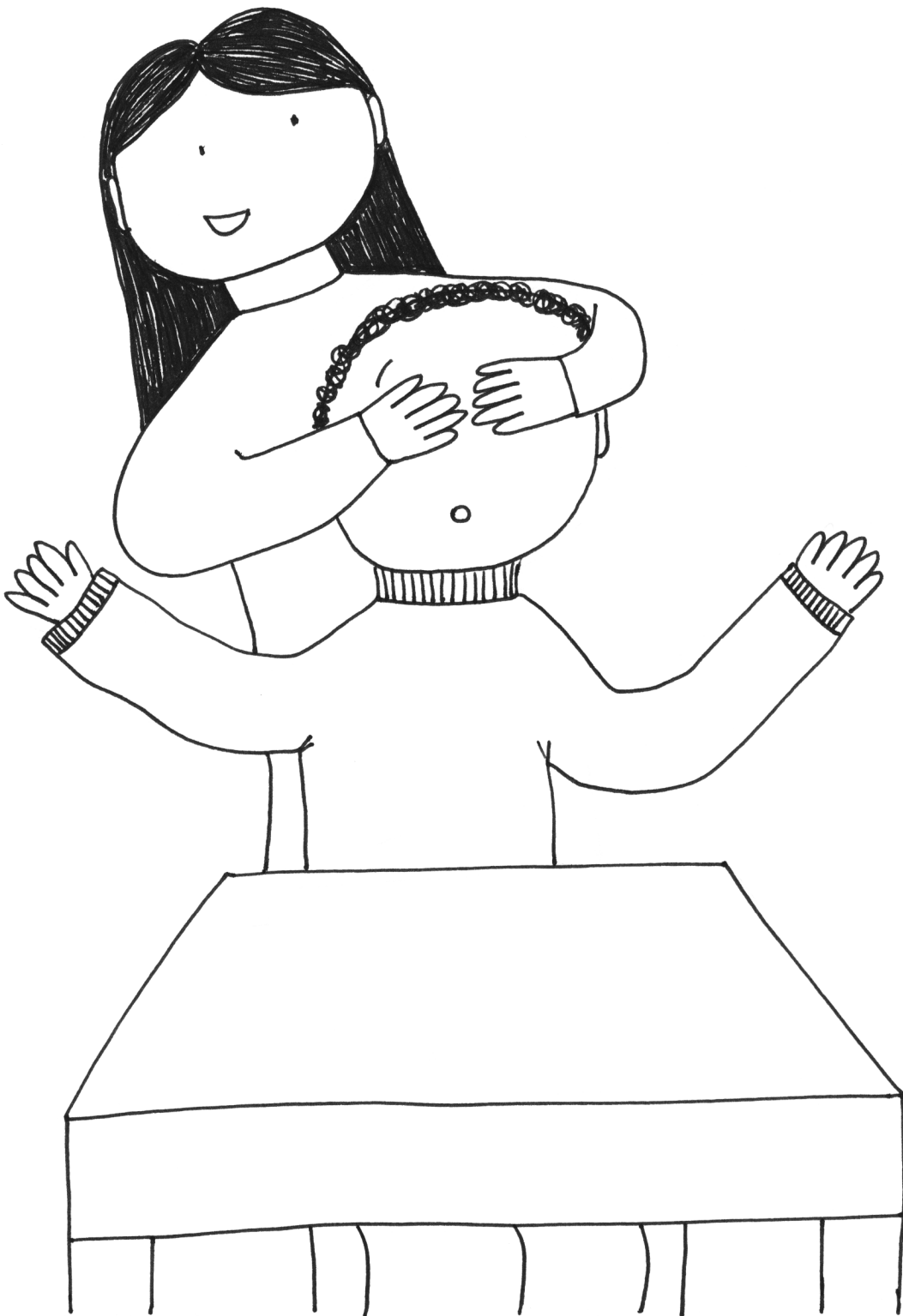
¿Dónde?



¿Cuánto?



¿Quién?



¿Cuándo?





¿Cómo?




¿Por qué?


EXAMEN
fácil HOY...
¿estudiaron?



¿Qué?



**¿Cómo está
el clima
de hoy?**




**Estoy
contento/a.**



**Estoy
triste.**



**Estoy
aburrido/a.**



**Estoy
confundido/a.**

¿SÍ?



¿no?


¡A tí te toca!





¡A mi me
toca!



¡Yo primero!



**No he
terminado
todavía...**



¡Ya terminé!

